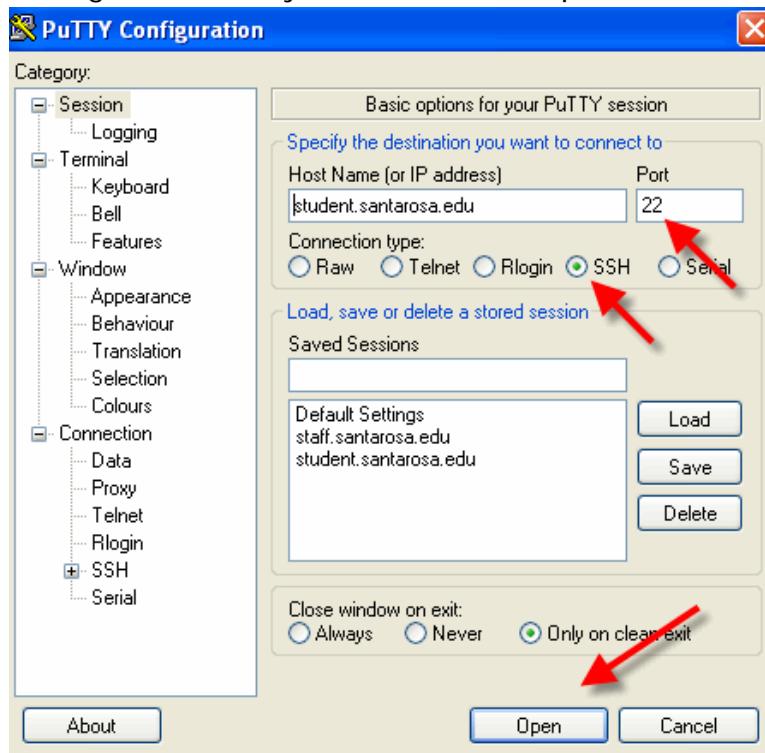

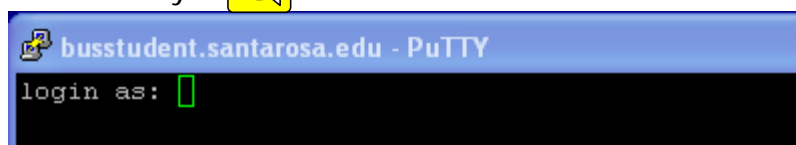


## Setting up an account on student.santarosa.edu

1. Go to <http://student.santarosa.edu/> and review the information there.
2. Go to <https://student.santarosa.edu/apply/> and apply for an account.
3. Go to <https://student.santarosa.edu/cgi-bin/accountcheck.cgi> and check that your account exists.
4. Your default password is your initials capitalized and the last 5 of your SS or your student ID.
5. Go to <https://student.santarosa.edu/apply/index.php?> to reset or change your password.
6. **(For Windows only)** Set up your web page directory.
  - a. Download [Putty SSH](#) (Windows) and double click to launch the program
  - b. In the Host Name dialog box type **student.santarosa.edu** and adjust the settings indicated by the arrows in the picture.



- c. Click **Open**.
- d. At the command line prompt that says login as: type **your username** and hit the Enter key. 



- e. At the next prompt type in your password and press the Enter key.  
*Note: The cursor doesn't display anything when you type your password.*

```

busstudent.santarosa.edu - PuTTY
login as: jdiamond
jdiamond@student.santarosa.edu's password: [ ]

```

- f. Once the next set of text appears, type in **sudo wwwme** and press Enter. Your web directory will be created.

```

jdiamond@busstudent:~
login as: jdiamond
jdiamond@student.santarosa.edu's password:
Last login: Sun Aug 17 12:12:25 2008 from c-71-202-164-86

#####
## student.santarosa.edu ##
#####
## Check http://www.santarosa.edu/compserv/news/ ##
## for current system status information. ##
#####

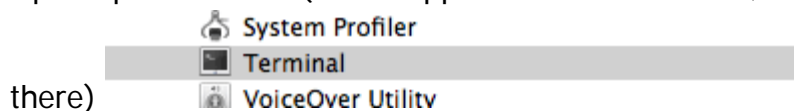
[jdiamond@busstudent ~]$ sudo wwwme

```

- g. Exit the program. *Note: /home/WWW\_pages/yourusername will be the Host Directory you use in your Dreamweaver site definition.*

7. **(For Mac OSX Only)** Set up your web page directory

- a. Open up a Terminal (under Applications find Utilities; Terminal should be in



there)

- b. Type "ssh *your-user-name*@student.santarosa.edu" (i.e.: John Smith would type ssh [jsmith@student.santarosa.edu](mailto:jsmith@student.santarosa.edu)). There is a space after ssh.

```

Terminal — bash — 80x24
Last login: Thu Jan 24 08:19:53 on ttty1
Welcome to Darwin!
admins-computer:~ jeff$ ssh yourusername@student.santarosa.edu

```

- c. Type sudo wwwme at the command line and hit the Return key.  
d. Your directory will be created.

8. **(For Dreamweaver C class only)** Type sudo sqlme. Either write down or make a screen capture of all the passwords that are generated from this command and exit the program.

**Problems with creating this account?**

1. Go to <http://student.santarosa.edu/trouble-logging-in.php>