

# 1-2-3 How to re-join NBAUG (North Bay Adobe User Group) and get email postings about meetings

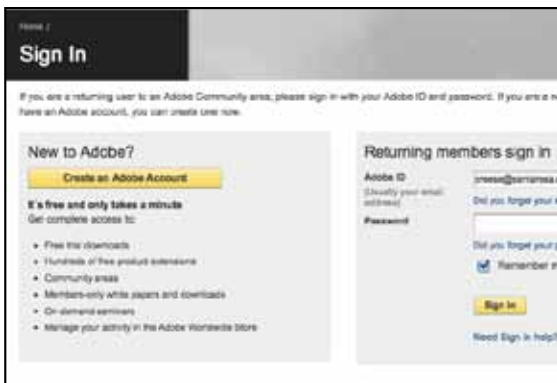
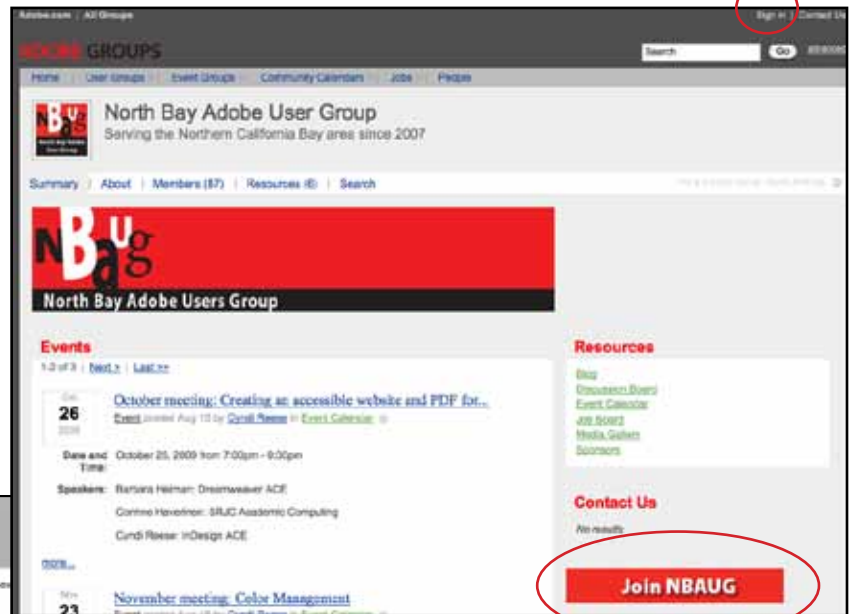
once you've joined, sign in here

1. Visit our new North Bay Adobe User Group website at:  
<http://groups.adobe.com/groups/36a18c9379/summary>

If you visit [www.nbaug.com](http://www.nbaug.com) you will be redirected to our new site.

Click on the Join NBAUG button

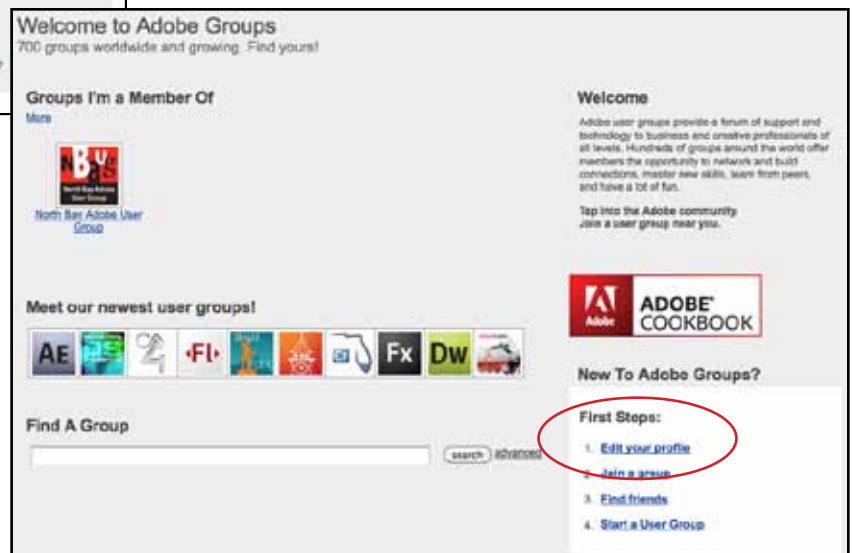
If you don't have an Adobe account, you can create one. Or, you may already have one from registering your Adobe software.



2. Once you're logged on, find a group to join (North Bay Adobe User Group)

Edit your profile

Join a group (find NBAUG using the keywords **North Bay**)



3. Once you're signed in to NBAUG (notice the Sign In link at the top of our home page for future sessions), you'll need to subscribe to two different resources to get emails about meetings, events and special blog postings by Cyndi Reese, NBAUG manager. Cyndi's blogs will be meeting reminders and other important community information. Click on the Subscribe icon in the Resources pane for both the Blog and Event Calendar. You're welcome to subscribe to any other resources, including our discussion board for all members, the job board and the reference library.

